



HemoClin® Gel

- Instant cooling relief from haemorrhoids and anal discomforts (i.e. irritation, itching, burning, sensitivity)
- Prevents haemorrhoids and fissures
- Treats and prevents anal discomforts
- Conditions the skin and supports the natural healing process
- Comfortable and clean application system

**Please read the entire Instructions for Use carefully before you start using HemoClin®.
Do not throw this leaflet away. If you have any questions, or if you are not
sure about anything, please ask your doctor or pharmacist.**

Contents of this leaflet:

- What is HemoClin® used for?**
- What does HemoClin® contain?**
- What you should know before using HemoClin®?**
- When and how should you use HemoClin®?**
- Where to keep your HemoClin®?**
- What does the package contain?**
- Contact details.**

What is HemoClin® used for?

HemoClin® treats anal discomforts and is used to relieve the symptoms of irritation, itching, burning and sensitivity associated with haemorrhoids. HemoClin® both prevents and treats anal discomforts. Haemorrhoids and other anal discomforts are frequently found during pregnancy and after childbirth.

What does HemoClin® contain?

- **What is in the gel?**
HemoClin® contains 45 ml of an all natural, non-toxic gel. The gel is based on the patented bio-active 2QR-complex, which is derived from the Aloe Barbadosensis plant. This product has no fragrance and no ingredients of animal origin.
- **What do the active ingredients in this product do?**
HemoClin® is effective in the prevention and treatment of anal discomforts such as itching, irritation, burning and sensitivity. The bio-active gel offers rapid relief from piles, fissures and anal discomforts. The bio-active ingredient, named 2QR, neutralizes harmful microbes, supports the natural healing process and conditions the tissue. HemoClin® also provides a strong lubrication to facilitate bowel movements.

What you should know before using HemoClin®?

HemoClin® does not contain any harsh-toxic chemicals. No side effects are known during the usage of HemoClin®.

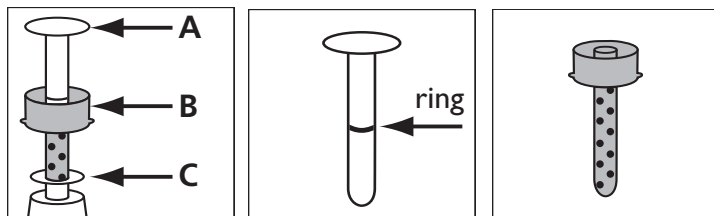
- **Please talk to your doctor first if:**
You continually suffer from haemorrhoids or experience excessive bleeding.
- **Use of other medications:**
No interference with other medications is known.

When and how should you use HemoClin®?

- **For treatment of anal discomforts (i.e. irritation, itching, burning, sensitivity):**
Apply in and around the affected area using the applicator at least twice per day in ample quantity for a period of two weeks or whenever relief is desired. More frequent application increases the effectiveness.
- **For prevention of (internal and external) haemorrhoids and fissures:**
Apply in and around the anus before and after each bowel movement.

HemoClin® should not be used for longer than 30 continuous days in one treatment period.

What components does the applicator contain?

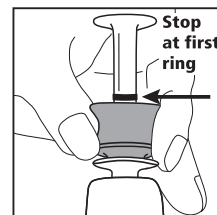
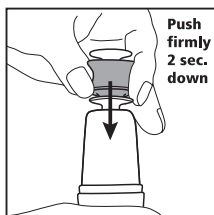
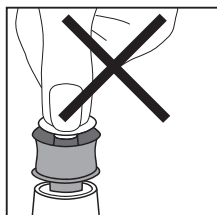
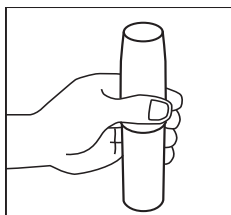


Components

White part (A)

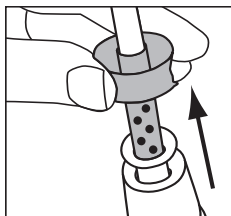
Blue part (B)

To apply HemoClin® follow the instructions as seen in the illustrations below:

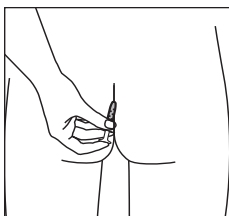


Step 1. Place the aerosol can firmly on a sturdy surface. Hold the aerosol with one hand and remove the cap. Do not press the white button.

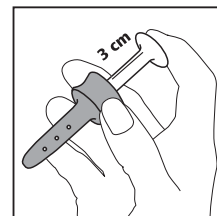
Step 2. Firmly press down on the **blue part (B)** 2 seconds with the other hand. You hear a hissing sound. The **white part (A)** will automatically move upward. Keep on pressing the **blue part (B)** until you see a ring appear on the **white part (A)**. At that moment you stop pressing. **The applicator is fully charged and ready to use.**



Step 3. Pull the **blue part (B)** with the attached **white part (A)** out of the holder (**part C**).



Step 4. Insert the **blue part (B)** with the attached **white part (A)** into the back passage.



Step 5. After you inserted the **blue part (B)** into the back passage, gently press the **white part (A)** into the **blue part (B)**, allowing for HemoClin® to enter the affected area.

Cleaning directions:

After each usage wash Part A and Part B separately with warm water.

Where to keep your HemoClin®?

HemoClin® should be used at room temperature. Store in a safe and cool place. Do not use after the expiry date shown on the bottom of HemoClin® and on the carton packaging.

What does the package contain?

- An aerosol dispenser containing 45ml with an attached applicator
- Information leaflet

Warning: Pressurized container

Do not pierce or burn, even after use.
Keep out of the reach of children.

Distributor:

SAMPLE

Manufacturer: YouMedical

YouMedical, PO box 69290, 1060 CH Amsterdam, The Netherlands

All enquiries about the product should be sent to the distributor

For more information about HemoClin®, please visit www.hemoclin.com